



WHAT TO EXPECT FROM LASER CUTTING

LASERMASTER

HELLO

THANK YOU FOR CONSIDERING LASERMASTER FOR YOUR
LASER CUTTING REQUIREMENTS!

WE HAVE PUT THIS LITTLE BOOKLET TOGETHER TO HOPEFULLY
HELP YOU UNDERSTAND WHAT TO EXPECT FROM YOUR PARTS
AFTER THEY HAVE BEEN LASER CUT.


ALTHOUGH WE HAVE DONE OUR BEST FOR THESE PICTURES TO
ACCURATELY REPRESENT THE DIFFERENT FINISHES PLEASE
ONLY TAKE THEM AS A GUIDE.

IF YOU HAVE ANY QUESTIONS PLEASE ASK ONE OF OUR SALES
TEAM, WE WILL BE HAPPY TO HELP.

THE LASERMASTER TEAM

L A S E R M A S T E R

STAINLESS STEEL



NO FINISH - FRONT

'2B'


FROSTING/SPLATTER AROUND CUT OUTS



NO FINISH - BACK

'2B'

SPLATTER ON UNDERSIDE FROM BED SLATS



BRUSHED/LINISHED - FRONT

UNIFORM GRAIN


REMOVES FROSTING/SPLATTER

CAN BE DONE BOTH SIDES

STAINLESS STEEL



RUMBLER '2B' STAINLESS
SLIGHTLY POLISHES & SOFTENS EDGES
DOESN'T COMPLETELY REMOVE SPLATTER



DP1 (BRUSHED) ONE SIDE
COMES WITH FILM ON
FILM MAY BLOW OFF AROUND CUTOUTS
SPLATTER/FROSTING AROUND CUT OUTS
FILM RESIDUE CAN EASILY BE REMOVED



MP1 (MIRROR POLISHED) ONE SIDE
COMES WITH FILM ON
FILM MAY BLOW OFF AROUND CUTOUTS
SPLATTER/FROSTING AROUND CUTOUTS
WE ARE UNABLE TO RE-POLISH AFTER CUTTING
FILM RESIDUE CAN EASILY BE REMOVED


MILD STEEL




NO FINISH - FRONT
CR4 (COLD ROLLED)
AVAILABLE UP TO 3MM THICK
LITTLE SPLATTER AROUND CUT OUTS



NO FINISH - FRONT
HR (HOT ROLLED)
AVAILABLE FROM 4MM +
FROSTING AROUND CUT OUTS




NO FINISH - BACK
CR4 (COLD ROLLED)
SLIGHT BURRS ON UNDERSIDE
AROUND CUT OUTS



NO FINISH - BACK
BURRS ON UNDERSIDE CUT TO CUTTING
SMALL DETAIL IN THICK MATERIAL DOESN'T
CUT AS WELL

WE DO NOT OFFER A FINISHING SERVICE TO MILD STEEL PARTS


ALUMINIUM



NO FINISH - FRONT
FROSTING/SPLATTER AROUND CUT OUTS



NO FINISH - BACK
SPLATTER ON UNDERSIDE FROM BED SLATS



BRUSHED/LINISHED - FRONT
UNIFORM GRAIN
REMOVES FROSTING/SPLATTER
CAN BE DONE BOTH SIDES


BRASS



NO FINISH - FRONT
SLIGHT FROSTING AROUND ANY SMALL CUT OUTS



NO FINISH - BACK
SPLATTER/BURRS ON UNDERSIDES FROM BED
SLATS




BRUSHED/LINISHED
UNIFORM GRAIN
REMOVES ANY SPLATTER/BURRS
CAN BE DONE BOTH SIDES

COPPER



NO FINISH - FRONT
DISCOLORATION AROUND CUT OUTS



NO FINISH - BACK
SPLATTER/BURRS ON UNDERSIDES FROM BED SLATS



BRUSHED/LINISHED
UNIFORM GRAIN
REMOVES ANY SPLATTER/BURRS
CHANGES COLOUR OF MATERIAL
CAN BE DONE BOTH SIDES

CUT EDGE



YOU WILL GET STRIATION LINES OF THE CUT EDGE, THE THICKER THE MATERIAL THE MORE VISIBLE THESE ARE.

TAGS



YOU WILL GET A SMALL TAG ON THE OUTSIDE EDGE OF ALL LASER CUT PARTS - IT IS LIKE A SMALL PIP
THIS CAN BE REMOVED IF REQUESTED
YOU MAY ALSO GET THEM WITHIN ANY CUT OUTS ON A PART